



Project _____

Item _____ Quantity _____

Approved by _____ Date _____

AIA/SIS # _____



CADET

High Temp Undercounter Dishwasher



30
Racks Per Hour

3-In-1
Dishwasher
Pot & Pan Washer
Glass Washer

Full Stainless Steel Build

ENERGY STAR® Certified

STANDARD FEATURES

- Washes 30 racks (20" x 20") per hour
- Three machines in one
- Auto pumped drain with removable overflow tube
- Built-in detergent and rinse aid dispensers
- Can operate using 70°F inlet water
- Easy chemical prime system (detergent + rinse aid)
- ENERGY STAR® certified
- Includes three dish racks (flat, peg, and cup), two perforated cutlery cups, hoses, and operator guide
- Field convertible 1PH to 3PH with copper jumpers
- Full stainless steel interior, exterior, and wash arms
- Pumped final rinse system for superior results
- Single-press drain and clean system
- Sound-dampened side panels (< 61 dB)
- Three dedicated wash cycles: dishware, cookware, and glassware
- Built-in atmospheric 70°F rise booster
- De-lime cycle with timed operation
- Door opens to 13-3/16" clearance
- Electronic PCB with temp display and diagnostics
- Interchangeable stainless wash/rinse arms
- LED indicators with audio alerts
- Rounded tank corners for easy cleaning
- Spring-loaded door with integrated handle
- Waterproof membrane controls

OPTIONS & ACCESSORIES

- 6" stand
- 17" stand with dual rack storage
- Additional plastic 20" x 20" racks
- Drain cooldown system
- Drip 'n Dry drying rack

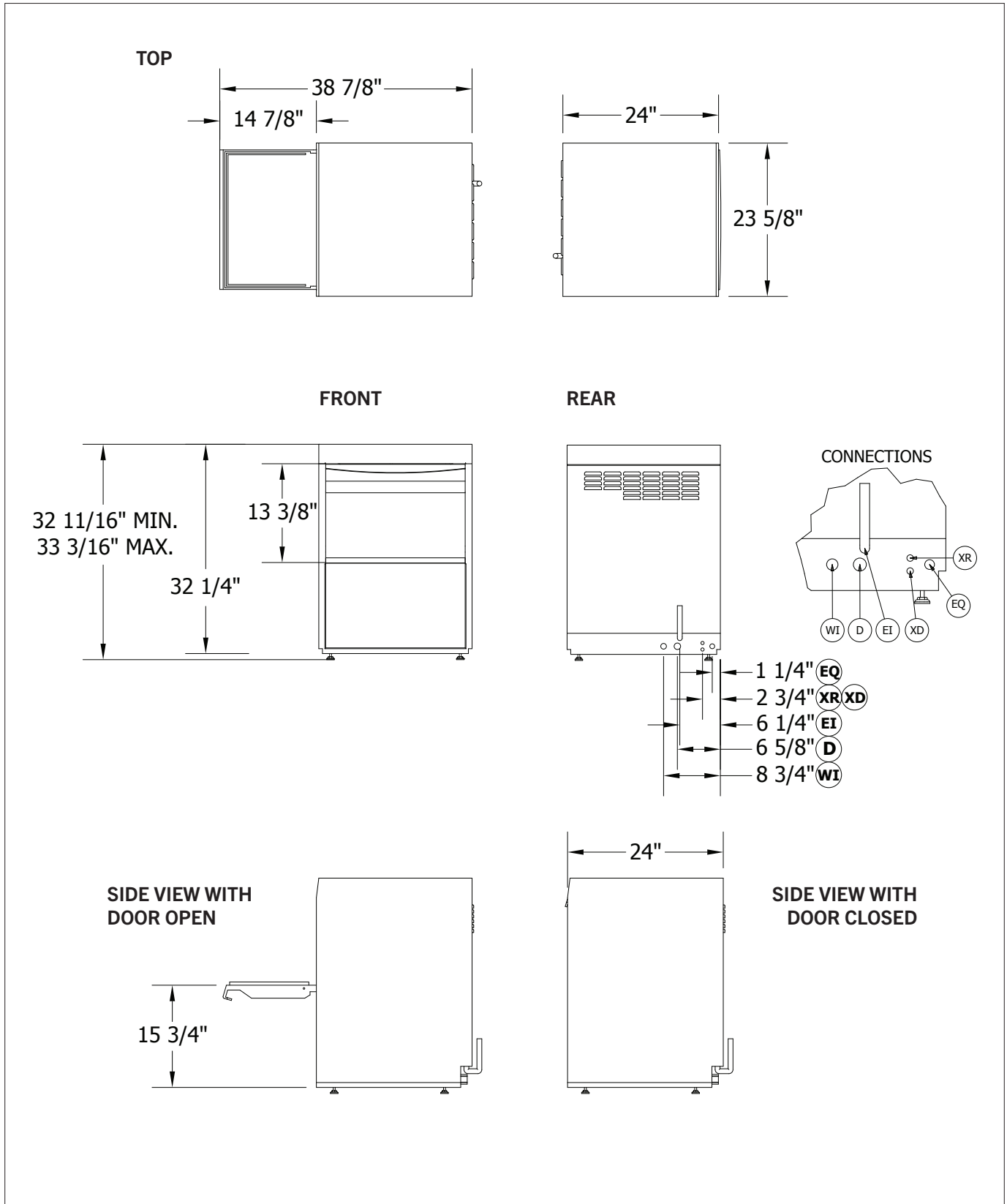
SPECIFIER STATEMENT

Specified unit will be a Cadet high temperature undercounter dishwasher. Features include field convertible from 1PH to 3PH electrical service with copper jumpers, full stainless steel construction, sound-dampened panels, three dedicated wash cycles, and automatic pumped drain with removable overflow tube. Includes a 1-year parts and labor warranty.

**17" Stand with
Dual Rack Storage**
(Part # 7400-02539)



TECHNICAL INFORMATION




TECHNICAL INFORMATION

CADET WITH OPTIONAL 17" STAND WITH DUAL RACK STORAGE

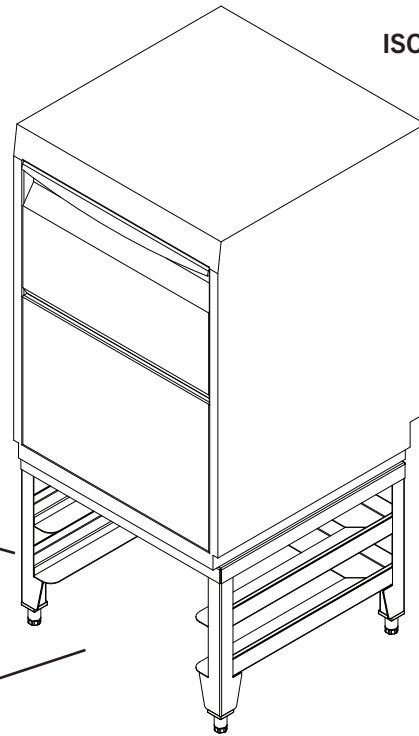
ISOMETRIC

TOP

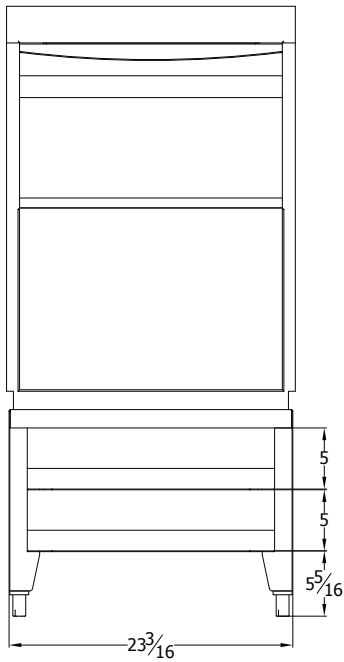


FITS TWO 20" X 20"
DISH RACKS

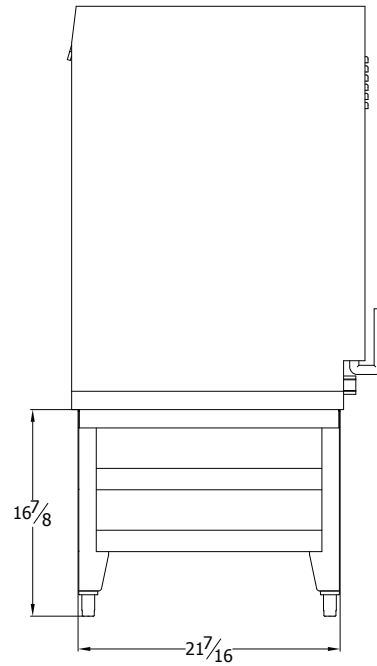
REMOVE DISH RACKS TO CLEAN FLOOR OR
ACCESS MACHINE DRAIN COLLECTOR.



FRONT



SIDE



SPECIFICATIONS

Capacity	Racks Per Hour	30
	Dishes Per Hour	750
	Meals Per Hour	68
Cycle Times	Dishware (Cycle 1)	120 sec
	Cookware (Cycle 2)	240 sec
	Glassware (Cycle 3)	130 sec
Electric Heaters	Wash Tank	2.2 kW
	Booster Tank	6.0 kW
	Maximum Operating Usage	6.85 kW
Water	Booster Capacity	3.0 gal
	Water Inlet Temperature	110°F (recommended) 70°F (minimum)
	Water Consumption Per Rack (20 PSI)	0.8 gal
	Water Consumption Per hour (20 PSI)	25.5 gal/hour
	Wash Tank Capacity	6.1 gal
	Wash Motor Size	1 HP
Other	Booster Type (70°F)	Built-In
	Shipping Weight	165 lb

NOTE: UNIT MAY OPERATE AT SLOWER CAPACITY IF INLET WATER CONNECTION IS BELOW RECOMMENDED 110° F TEMPERATURE TO ALLOW BOOSTER TANK TO RECOVER.

ELECTRICAL

	Service Options	Total Load
Electric Tank Heat	208/60/1	33 A
	208/60/3	20 A

*Field Convertible from 1 to 3 Phase. Not 230V compatible.

LEGEND

Type	Label	Description	Note
Water	WI	Water Inlet Pipe	3/4" Dia. Fitting
	D	Drain Line	11/16" ID
Electrical	EI	Power Supply	See Chart
Chemical	XD	Detergent Connection	Hose Included
	XR	Rinse Aid Connection	Hose Included
Other	EQ	Equipotential (Ground) Screw	

RECOMMENDED PLUG & RECEPTACLE

1PH	L15-50P	PLUG
	L15-50R	RECEPTACLE
3PH	L15-30P	PLUG
	L15-30R	RECEPTACLE

NOTE: PRODUCT INCLUDES ELECTRICAL CONNECTION CABLE, BUT DOES NOT INCLUDE PLUG.

Contact Insinger Sales at 800-344-4802 for an installation drawing specific to your application.
Note: Due to product improvement we reserve the right to change information and specifications without notice.